

Our product name components

Mono S3

Our third cell generation with dimensions of approx. 166 x 166 mm.

Mono S4

Our fourth cell generation with a dimension of approx. 182 x 182 mm.

Mono S5

Our fifth cell generation with dimensions of approx. 210 x 210 mm.

Innovation

stands for maximum transparency - bifacial cell in a double-glazed module.

Powerline

means maximum performance through optimum cell format utilisation.

Halfcut (HC)

The cell is cut into two equal parts using technology into two equal parts.

Triplecut (TC)

The cell is cut into three equal parts using Triplecut technology.

Trend

stands for optimised performance - bifacial cell in a double glass module with a white print (white mesh) between the cells.

Black-Black (BB)

We use for glass foils modules with a black backing film. Black-Black is our almost completely black module.

Black-White (BW)

We use modules with a white backing film for glass foils. Black-White is our standard module.

Installer Series

our special module series in a „handy“ format for installers.

General product information


- + Highly transparent, self-cleaning glass
- + Resistant to environmental influences: Resistant to ammonia & salt spray
- + Multibusbar technology for optimum energy distribution
- + All modules have a maximum system voltage of 1500V
- + Module connection & cable: MC4 or similar, 4.0 mm², cable length: (+) ≥ 1200 mm, (-) ≥ 1200 mm
- + Junction box: Protection class IP68
- + Fire class: A according to IEC standard 61730-2 (UL 790, UL 1703)
- + Hail protection: Class 5; ice balls with max. 50 mm Ø and a speed of up to 32.2 m/s
- + Snow load: 5400 Pa ± 550 kg/m²
S5 HC: 8,100 Pa test (5,400 Pa design: IEC 61215/61730 safety factor 1.5)

Excellent quality

Solar Fabrik products offer many years of experience, innovation and first-class quality. We carefully select components and carry out long-term tests and strict quality controls. Our products are TÜV-certified and fulfil German quality standards with aesthetic demands. All our solar modules come with a German warranty. In the residential format (smaller than 2 square metres) and for glass-glass modules, we offer 30 years on product and performance. For glass-foil and glass-glass modules in project format, you receive 15 years on the product and 25 years on the output.



The neutral assessment of the company's performance by EUPD Research is based on extensive analyses and the development and application of innovative quality models. Solar Fabrik has received the coveted award every year since 2020.



EUPD Research surveyed German consumers on brand awareness, product distribution and recommendation. Solar Fabrik is one of the top brands and has received the EUPD Research SolarProsumerAward for outstanding performance for the second time.



The Energy Transition Award (EWA) is presented to manufacturers who are driving forward the energy transition in Germany in the individual aspects of electricity, heat, energy efficiency and mobility in an exemplary manner through their commitment. The award emphasises our claim: „Solar Fabrik helps everyone to become part of the energy transition. Together we are creating a better future.“



In the quarters 4/2022, 1/2023 and 2/2023, Solar Fabrik was classified as a Tier 1 manufacturer for solar modules by Bloomberg New Energy Finance. The title is one of the most recognised awards a company can achieve. The classification is based on a comparison of the bankability of the respective manufacturers.




Our
product
range
in detail

Mono S5 Halfcut | Installer Series

300 W / 315 W

Double glass module with bifacial monocrystalline N-Type/TOPCon half cells. The „handy“ format is particularly suitable for angled roof areas with dormers and skylights as well as for repowering.

Electrical data under STC			
Rated power	P_{max}	300 W (P-Type Variant)	315 W
Sorting limits of performance		0/+5 %	0/+5 %
Voltage	U_{MPP}	34,44 V	35,84 V
Open circuit voltage	U_{OC}	41,70	42,42 V
Current	I_{MPP}	8,71 A	8,79 A
Short-circuit current	I_{SC}	9,27 A	9,28 A
Efficiency		20,70 %	21,69 %
Module details			
Number of cells		60 N-Type bifacial monocrystalline half cells (4 x 15)	
Module dimensions		1650 x 880 x 30 mm	
Weight		ca. 18.5 kg	
Logistics			
Dimension pallet (L/B/H)		170/114/105 cm	
Weight pallet		ca. 680 kg	
Modules per pallet		36	
Modules per truck		1008	
Modules per Container [40' HC]		1008	




- + Area utilisation factor 217 W/m² at 315 W
- + High efficiency, high safety, high reliability & long service life

Mono S4 Halfcut | Trend Powerline

440 W

Double glass module with bifacial monocrystalline N-type/TOPCon half cells. The power module for e.g. flat roofs in the residential and commercial sector. The module makes optimum use of the 2 square metre limit.

Electrical data under STC			
Rated power	P_{max}	440 W	
Sorting limits of performance		0/+3 %	
Voltage	U_{MPP}	32,89 V	
Open circuit voltage	U_{OC}	39,22 V	
Current	I_{MPP}	13,39 A	
Short-circuit current	I_{SC}	13,93 A	
Efficiency		22,02 %	
Module details			
Number of cells		108 N-Type bifacial monocrystalline half cells (6 x 18)	
Module dimensions		1762 x 1134 x 30 mm	
Weight		ca. 24,1 kg	
Logistics			
Dimension pallet (L/B/H)		180/114/125 cm	
Weight pallet		ca. 898 kg	
Modules per pallet		36	
Modules per truck		1008	
Modules per Container [40' HC]		936	




- + Area utilisation factor 220 W/m² at 440 W
- + High efficiency, high safety, high reliability & long service life

Mono S4 Halfcut | Black-White

405 W / 410 W / 415 W

Glass-foil module with monocrystalline P-Type/PERC half cells. Our standard module for low-cost entry and ideal for all types of optimised for all types of residential and commercial applications.

Electrical data under STC				
Rated power	P_{max}	405 W	410 W	415 W
Sorting limits of performance		0/+3 %	0/+3 %	0/+3 %
Voltage	U_{MPP}	30,91 V	31,09 V	31,27 V
Open circuit voltage	U_{OC}	37,21 V	37,33 V	37,45 V
Current	I_{MPP}	13,11 A	13,20 A	13,29 A
Short-circuit current	I_{SC}	13,98 A	14,06 A	14,13 A
Efficiency		20,91 %	21,17 %	21,43 %
Module details				
Number of cells		108 monokristalline Halbzellen (6 x 18)		
Module dimensions		1722 x 1134 x 30 mm		
Weight		ca. 21,2 kg		
Logistics				
Dimension pallet (L/B/H)		177/114/125 cm		
Weight pallet		ca. 793 kg		
Modules per pallet		36		
Modules per truck		1008		
Modules per Container [40' HC]		936		




- + Area utilisation factor 213 W/m² at 415 W
- + High efficiency, high safety, high reliability & long service life

Mono S5 Triplecut | Installer Series

300 W

Double-glass module with bifacial monocrystalline N-Type/TOPCon one-third cells. The „handy“ format is particularly suitable for angled roof areas with dormers and skylights as well as for repowering.

Electrical data under STC			
Rated power	P_{max}	300 W	
Sorting limits of performance		0/+3 %	
Voltage	U_{MPP}	25,51 V	
Open circuit voltage	U_{OC}	30,47 V	
Current	I_{MPP}	11,76 A	
Short-circuit current	I_{SC}	12,47 A	
Efficiency		20,91 %	
Module details			
Number of cells		88 N-Type bifacial monocrystalline triple cells (4 x 22)	
Module dimensions		1630 x 880 x 30 mm	
Weight		ca. 18 kg	
Logistics			
Dimension pallet (L/B/H)		170/114/105 cm	
Weight pallet		ca. 680 kg	
Modules per pallet		36	
Modules per truck		1008	
Modules per Container [40' HC]		1008	




- + Area utilisation factor 209 W/m² at 300 W
- + High efficiency, high safety, high reliability & long service life

Mono S4 Halfcut | Innovation Powerline

420 W / 425 W / 430 W

Double glass module with bifacial monocrystalline N-Type/TOPCon half cells. Thanks to its transparent appearance, the module looks almost 100% black and is particularly popular in the residential sector for pitched roofs.

Electrical data under STC				
Rated power	P_{max}	420 W	425 W	430 W
Sorting limits of performance		0/+3 %	0/+3 %	0/+3 %
Voltage	U_{MPP}	37,58 V	37,75 V	38,07 V
Open circuit voltage	U_{OC}	31,91 V	32,22 V	32,49 V
Current	I_{MPP}	13,16 A	13,19 A	13,24 A
Short-circuit current	I_{SC}	13,93 A	13,99 A	14,00 A
Efficiency		21,50 %	21,80 %	22,00 %
Module details				
Number of cells		108 N-Type bifacial monocrystalline half cells (6 x 18)		
Module dimensions		1722 x 1134 x 30 mm		
Weight		ca. 23,7 kg		
Logistics				
Dimension pallet (L/B/H)		177/114/125 cm		
Weight pallet		ca. 883 kg		
Modules per pallet		36		
Modules per truck		1008		
Modules per Container [40' HC]		936		




- + Area utilisation factor 220 W/m² at 430 W
- + High efficiency, high safety, high reliability & long service life

Mono S4 Halfcut | Black-Black

405 W / 410 W

Glass-foil module with monocrystalline P-Type/PERC half cells. Our standard module for low-cost entry and ideal for all types of optimised for all types of residential and commercial applications.

Electrical data under STC				
Rated power	P_{max}	405 W	410 W	
Sorting limits of performance		0/+3 %	0/+3 %	
Voltage	U_{MPP}	30,91 V	31,09 V	
Open circuit voltage	U_{OC}	37,21 V	37,33 V	
Current	I_{MPP}	13,11 A	13,20 A	
Short-circuit current	I_{SC}	13,98 A	14,06 A	
Efficiency		20,74 %	21,00 %	
Module details				
Number of cells		108 monokristalline Halbzellen (6 x 18)		
Module dimensions		1722 x 1134 x 35 mm		
Weight		ca. 21,4 kg		
Logistics				
Dimension pallet (L/B/H)		177/114/125 cm		
Weight pallet		ca. 694 kg		
Modules per pallet		31		
Modules per truck		868		
Modules per Container [40' HC]		806		



- + Area utilisation factor 210 W/m² at 410 W
- + High efficiency, high safety, high reliability & long service life